



the
art of
shock
wave

DUOLITH® SD1 T-TOP »ultra«
THE NEW FOCUSED
SHOCK WAVE GENERATION



STORZ MEDICAL



»Active-tip-control« display

Ergonomic and elastic anti-slip grip

Easy change of coil

Focused shock wave generator

DUOLITH® SD1 T-TOP »ultra« – The New Focused Shock Wave Generation

High-quality workmanship and optimal ergonomics mark the design of the new focused shock wave generation with the SEPIA® handpiece. The special flexibility of the handpiece cable supports non-tiring and, thus, easier treatment always directly at the patient – an important factor in the day-to-day work.

The SEPIA® handpiece renders the treatment with focused shock waves easy and efficient. All the important control elements have been inte-

grated into the handpiece. Frequency and energy level can be adjusted directly at the handpiece. Pre-set treatment parameters save time and ensure undisturbed working.

An advantage for users: The SEPIA® handpiece is compatible with all DUOLITH® SD1 »ultra« systems available. Users benefit from reduced revision costs thanks to the easy change of the coil.

Highlights

- Effective and non-tiring treatment directly at the patient
- All control elements integrated into the handpiece
- Reduced revision costs thanks to easy change of coil
- Focal zone depth: 0 – 65 mm
- Therapeutic effectiveness: up to 125 mm penetration depth
- Upgradable to DUOLITH® SD1 TOWER »ultra« by modular extensions
- Exclusive online access to ICE shock wave information portal for knowledge enhancement

DUOLITH® SD1 T-TOP »ultra«
with focused SEPIA® handpiece and optional 10" touch screen

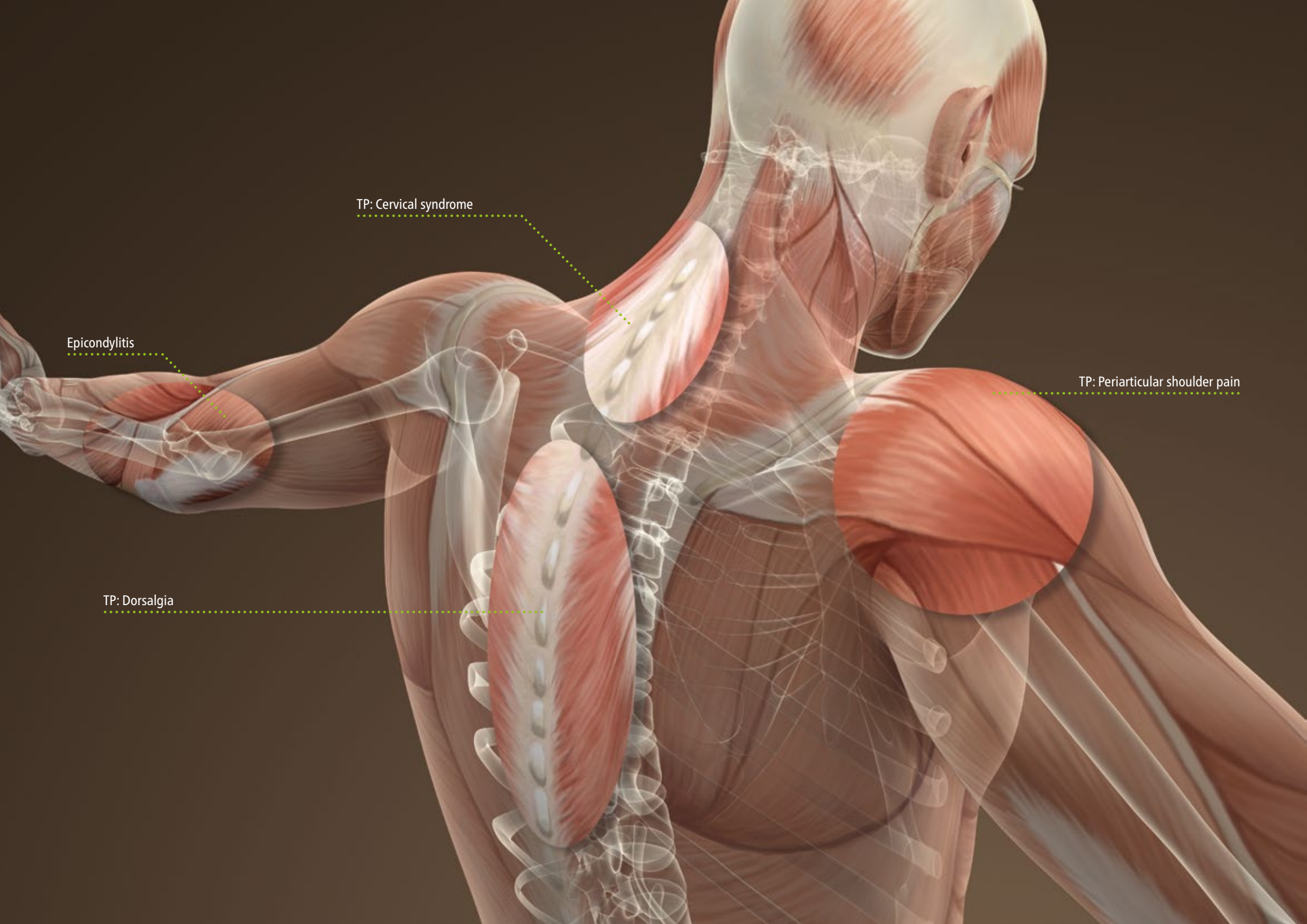


Focused SEPIA® handpiece with and without stand-off



Handpiece display – integrated control elements





TP: Cervical syndrome

Epicondylitis

TP: Dorsalgia

TP: Periarticular shoulder pain

Examples of the manifold indications for DUOLITH® SD1 T-TOP »ultra«

What is probably most important for patients who suffer pain is to notice the success of the shock wave therapy right after the treatment, if

possible. For these high expectations on the part of the patients, the DUOLITH® SD1 T-TOP »ultra« offers the best basis.

Highlights

- Focal zone depth: 0 – 65 mm
- Therapeutic effectiveness: up to 125 mm penetration depth

Achillodynia



Plantar fasciitis



Patellar tendinitis



Epicondylitis



Tibial stress syndrome



Calcific tendinitis



Metatarsalgia



Trigger points: periarticular shoulder pain



Orthopaedics Patients Visual Analogue Scale

F-SW

Energy (mJ/mm²) 0.35

Shocks 1000

Frequency (Hz) 4.0

Total shocks 335

Total energy (J) 0.000

Thigh ▶

Knee ▶

Lower leg ▶

Foot ▶

▶ Neck

▶ Shoulder

▶ Arm


▶ Back

▶ Hip

2015/00/15 12:30
Orthopaedic Clinic

90%

Settings Info Visible Body



Touch Screen – The ideal extension for the DUOLITH® SD1 T-TOP »ultra«

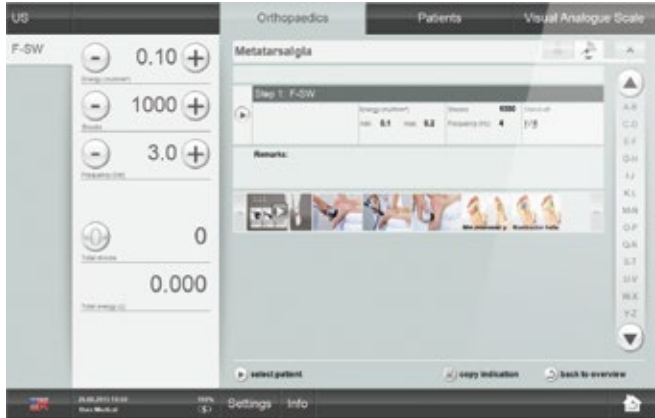
The optional 10" touch screen is connected with a USB cable to the DUOLITH® SD1 »ultra« and expand it with valuable features: Functions and indications can be selected and accepted by tapping on the screen. The software includes a retrievable patient management system as well as treatment parameters recommended by experienced users and supported by videos and images. The integrated Visible Body software

allows the user to immerse deeply into the muscular structures and additionally also in the macroscopic and microscopic levels of the human body. Detailed definitions and information about the human anatomy support the user. Freely moveable and rotatable 3D models allows the visualization of muscle movements, pathologies and diseases. Thus, a novel interaction between practitioner and patient will be enable.

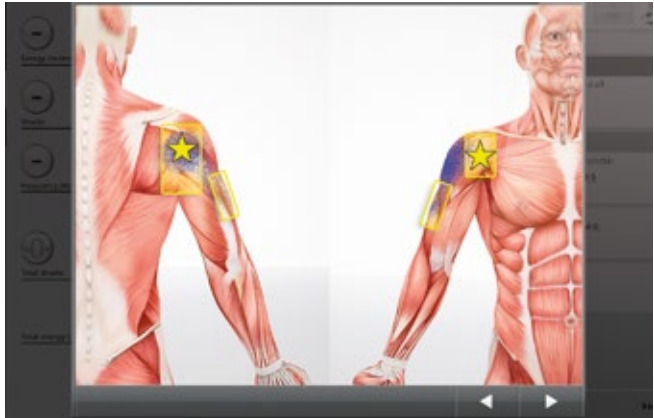
Highlights

- 10"-Touch Screen (optional)
- Patient management system with treatment history
- Treatment parameters supported by videos and images
- New Visible Body® - Digital Human Anatomy Atlas: macroscopic and microscopic 3D models of the human anatomy

Touch screen – treatment parameters with application videos



Touch screen – overview of pain zones



Touch screen – new Visible Body® digital anatomy atlas





www.storzmedical.com



HUMANE TECHNOLOGY – TECHNOLOGY FOR PEOPLE



Urology Orthopaedics Cardiology Aesthetics Dermatology Neurology Veterinary

STORZ MEDICAL

STORZ MEDICAL AG · Lohstampfstrasse 8 · 8274 Tägerwilten · Switzerland
Tel. +41 (0)71 677 45 45 · Fax +41 (0)71 677 45 05 · info@storzmedical.com · www.storzmedical.com

Subject to change without notice. The information in this brochure is only intended for medical and healthcare professionals. This brochure provides information on products/indications that may not be available/relevant in all countries. The products listed below and referred to in this brochure are provided by our technology partners to complete the DUOLITH® »ultra«: Visible Body®

